

Decarbonizing Big Ugly Buildings

AEG Stakeholder Challenge - January 2021

Port Authority of NY & NJ

Keeping the Region Moving

Aviation

- 5 airports, including region's three largest airports

Port

- 5 marine ports

TB&T

- 4 bridges connecting NY and NJ
- 2 tunnels
- 3 bus terminals, including world's busiest bus terminal

PATH

- PATH Rail Transit System

World Trade Center

- The World Trade Center campus, including the Oculus

Our Climate Goals

↓ 35% reduction of GHGs by 2025, for PA direct emissions

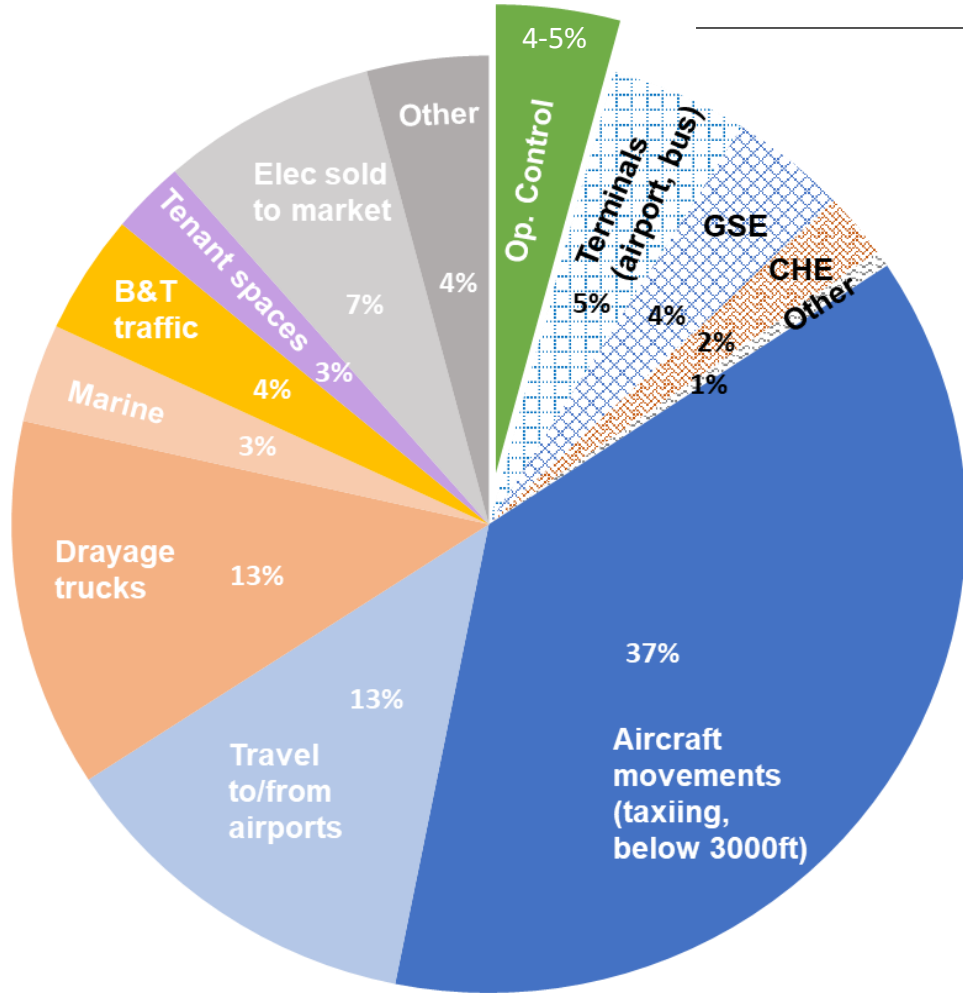
↓ 50% reduction of GHGs by 2030 for PA direct emissions

☁️ Net-zero by 2050 for all GHG emissions



Port Authority Emissions

5.4 million metric tons of CO₂e in 2019



→ **Scopes 1 + 2 = “direct” = Emissions in PA’s operational control**

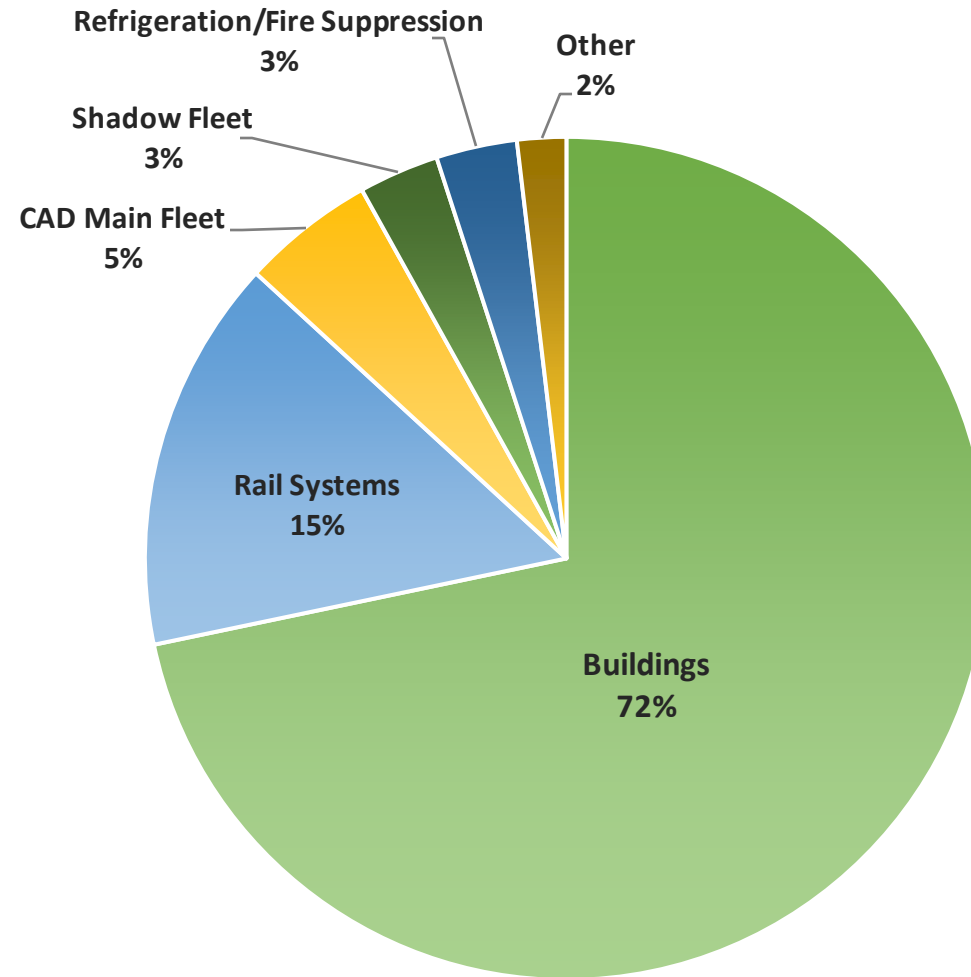
- Scope 1: Use of fuel onsite (e.g., vehicles)
- Scope 2: Use of electricity, steam at PA facilities, BUT production/emissions are offsite

Scope 3 = “indirect” = Emissions outside of PA’s operational control



- Scope 3: Use of all energy by tenants, partners, customers, associated with PA activities, including vehicle fuel use

PANYNJ 2019 Operational Emissions (Scopes 1&2)

220,262 metric tons of CO₂e in 2019







Problem Statement

Regarding Critical Infrastructure and Resilience, to achieve New York Climate, Health and Equity goals under the CLCPA and EO22 a critical obstacle to collectively overcome in 12 months is ...

... developing a protocol for how to decarbonize big ugly buildings.