

Mobility and Transportation Stakeholder Breakfast

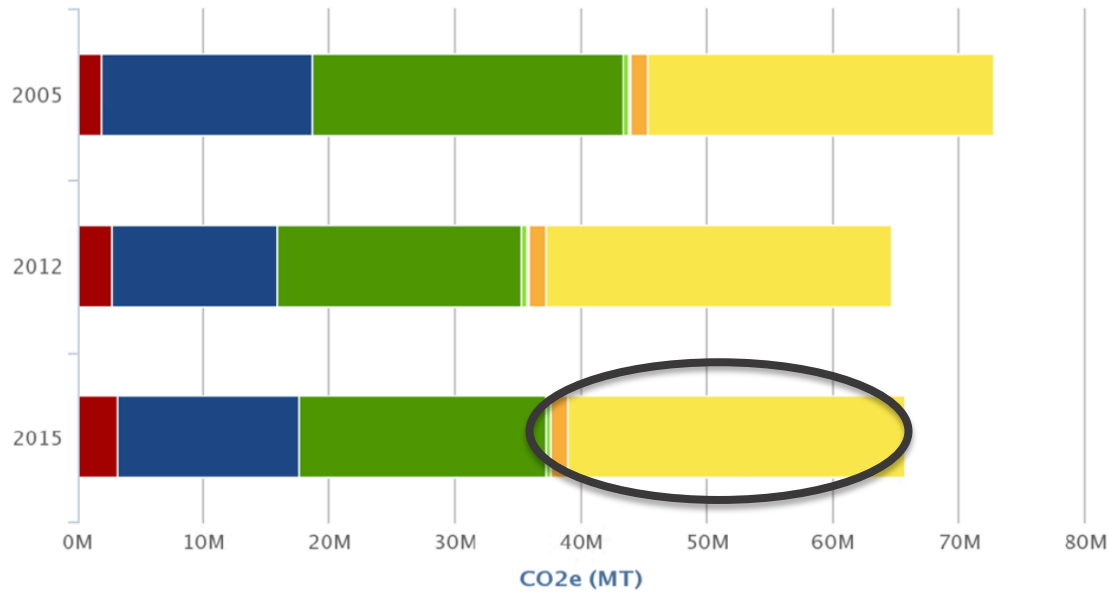
Washington Metropolitan Area Transit Authority

Allison Davis –
Director of Strategic Planning

adavis5@wmata.com



Metropolitan Washington Emissions Inventory, 2005-2015



Rising Seas Will Erase More Cities by 2050, New Research Shows

By Debraj Chatterjee, Christopher Flavelle, Oct. 29, 2019

Germany Has Proven the Modern Automobile Must Die

If we want to solve climate change, there's no other option.

OCT 1, 2017 - MAY 1, 2018

Western US Snow Drought Winter 2018

USA

Ditch cars to meet climate change targets, say MPs

JUL 1, 2019 - JUL 31, 2019

Hottest Month on Record July 2019

Global

Cars and coal help drive 'strong' CO2 rise in 2018

By Matt M...



But Focus Remains on Future Technology or Solutions that Increase Car Use



But Here's Something That Exists Today

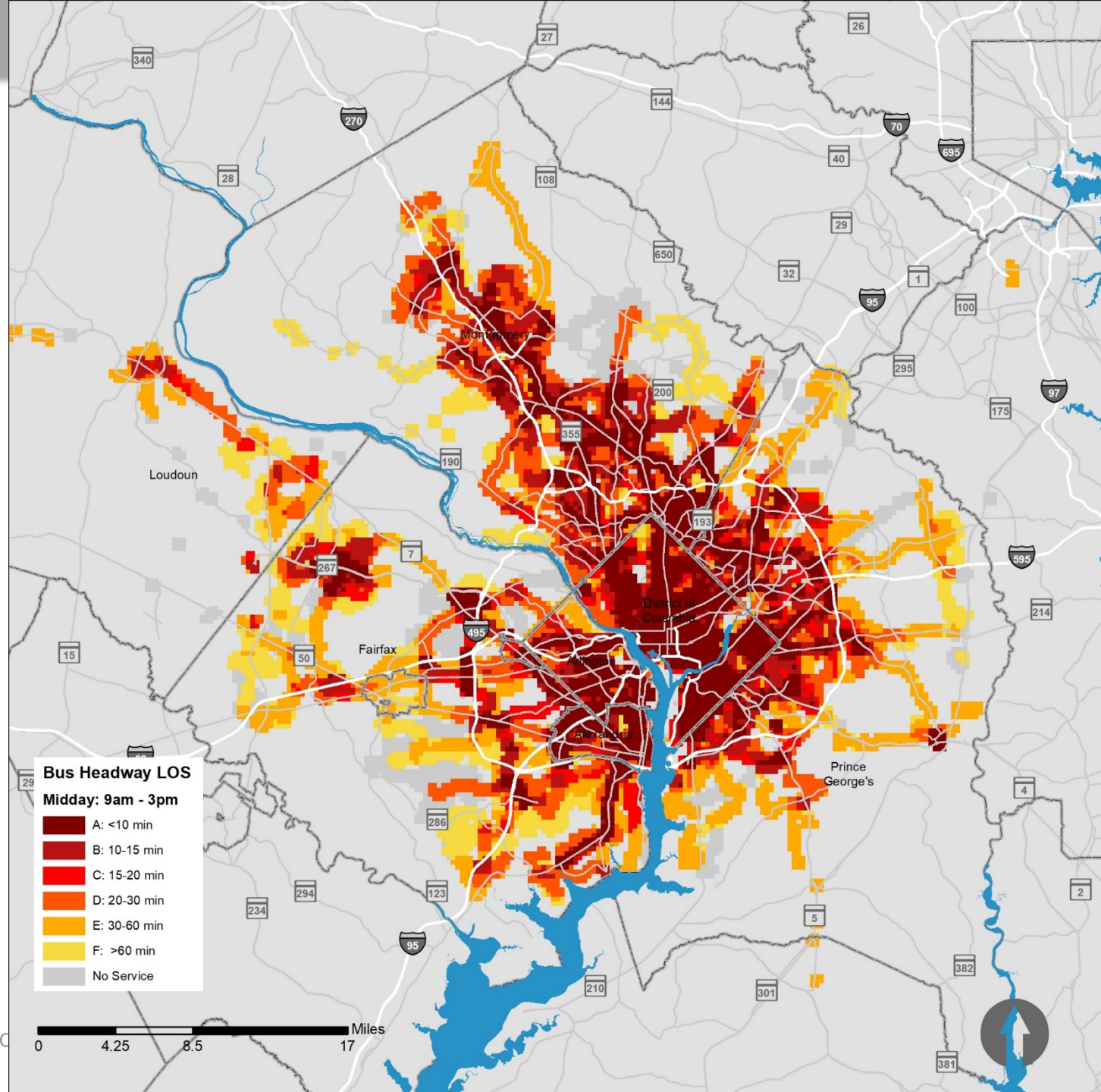


- Buses carry over 600,000 trip/day
- 81% of residents live within 1/4 mile of a stop
- Over 2,500 buses operate on 520 routes and serve over 11,000 stops
- More DC residents ride Metrobus than Metrorail
- 55% of Metrobus riders live without a car
- Carries over 18,000 riders/day on busiest corridors
- Best bargain in town

Buses Cover A Lot of Ground

% of Jurisdiction with Morning High Frequency (<15 minutes) Peak Service **% of Jurisdiction with Midday High Frequency (<15 minutes) Service**

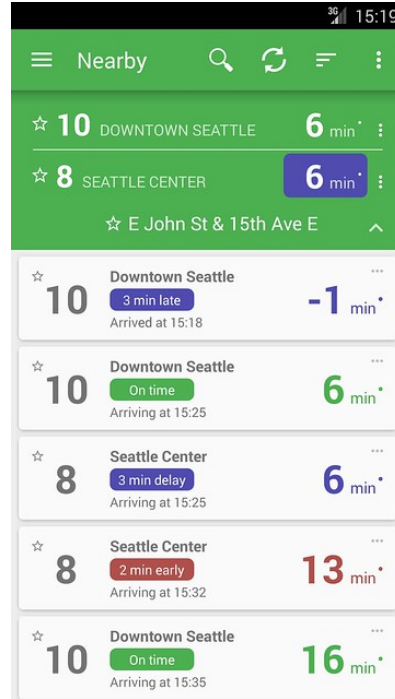
Jurisdiction	Peak Service	Service
City of Alexandria	92%	85%
Arlington County	80%	76%
Fairfax City	47%	52%
Fairfax County	28%	24%
City of Falls Church	56%	61%
Loudoun County	0%	8%
Montgomery County	40%	47%
Prince George's County	35%	34%
Washington D.C.	88%	83%



Challenges to Making Bus Work Better for the Region



Traffic Congestion



Service Frequency and Destination



Customer Experience

For Mobility and Transportation to enable Washington DC's decarbonization goals, we must...

Commit to public transit and prioritize the bus – on roads, in budgets, and in the region.

